

Bureau of Indian Affairs Indian Highway Safety Program



Lawrence Robertson, SAC
Program Director



Indian Highway Safety Program (IHSP)

Mission statement:

- *“To reduce the number and severity of traffic crashes in Indian Country by supporting Education, Enforcement and Engineering as well as Safe Tribal Community Programs”*

Vision:

- *To create a Safe Tribal Community Environment where roadways in Indian Country are safe for all.*



A little about IHSP

- The Indian Highway Safety Program is responsible for providing services to federally recognized Native American/Alaskan Tribes in the United States.
- The IHSP is located in Albuquerque NM
- Included in the National Highway Traffic Safety Administration's Region 6.



A Little About IHSP

- IHSP consists of:
 - Director
 - 3 Program Analyst
 - Coordinator
 - Finance
 - Highway Safety Specialist
 - 2 Law Enforcement Assistants

Where is the identified need?

- 39% of Native American fatalities involved a driver with blood alcohol concentration of 0.08 or above. In comparison, the alcohol impaired driving rate for all races is 29%
- 63% of Native American passenger vehicle occupants killed were unrestrained. In comparison the unrestrained rate for all races was 47%

National Highway Traffic Safety Administration – Fatal Analysis Reporting System (FARS) 2015-2019 – Native American Fatalities

Category	2015-2019	
Driver BAC 0.08+	1,369	39%
Unrestrained Occupants	1,265	63%

Native Americans die in motor vehicle crashes at higher rates than any other race or ethnicity

Fatal Analysis Reporting System(FARS) data regarding Native American fatalities.

Categories		2015	2016	2017	2018	2019	Total: 2015-2019
1. Total Traffic Fatalities	a. All Native American Fatalities	676	704	717	604	541	3,242
	b. Native American Fatalities on Reservations	215	219	230	174	133	971
	c. All Fatalities on Reservations	369	383	394	377	313	1,836

Why do we need the Indian Highway Safety Program?

- **A look at research history:**
 - **Motor Vehicle traffic Related Pedestrian deaths-US 2001-2021**
 - *(Naumann and Beck, 2013)*
 - American Indian/Alaskan Native populations, among both males (7.73) and females (2.22), had the highest annualized, age-adjusted traffic-related pedestrian death rates of all races/ethnicities.
 - For males ages 15–24, 25–34, 35–44 and 45–54, racial/ethnic disparity patterns generally were similar. In each of these age groups, the highest death rates were among American Indian/Alaskan Native men (range: 8.13–11.72).

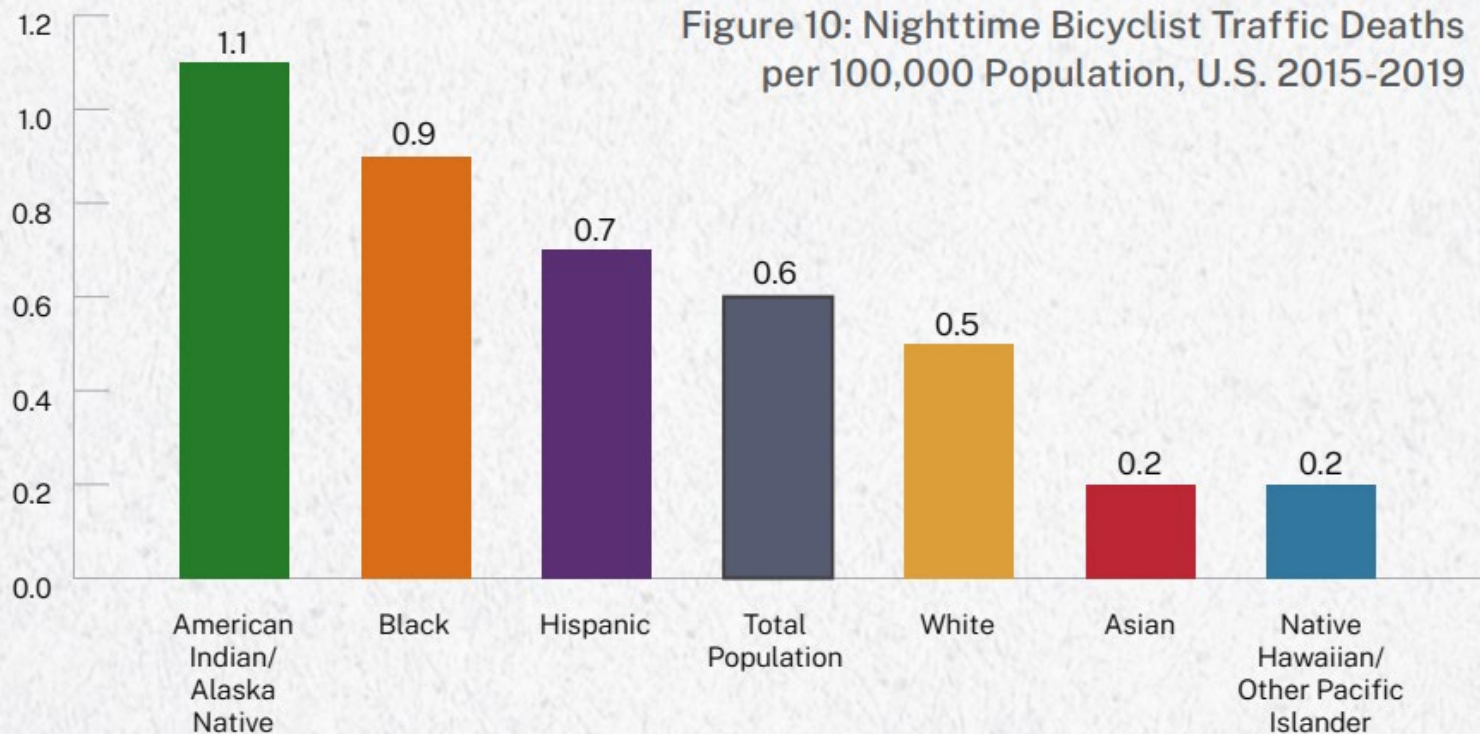
Why do we need the Indian Highway Safety Program?

- **A look at research history:**
 - **Fatal Injuries among children by Race and Ethnicity-United States, 1992-2002** (*Bernard et.al, 2018*)
 - American Indian/Alaska Native and Black infants aged <1 year had consistently higher total injury death rates than other racial/ethnic populations. Both populations had more than twice the rate of injury death compared with white infants. American Indian/Alaska Native infants had the highest rate of motor vehicle traffic death.
 - American Indian/Alaska Native children ages 1-9 and 10-19 had the highest rate of traffic death.
 - **Ethnicity and alcohol-related fatalities: 1990-1994** (*Voas et al.,2000*)
 - Native American populations had the highest percentage of alcohol-involved driver, passenger and pedestrian fatalities of any ethnic group.

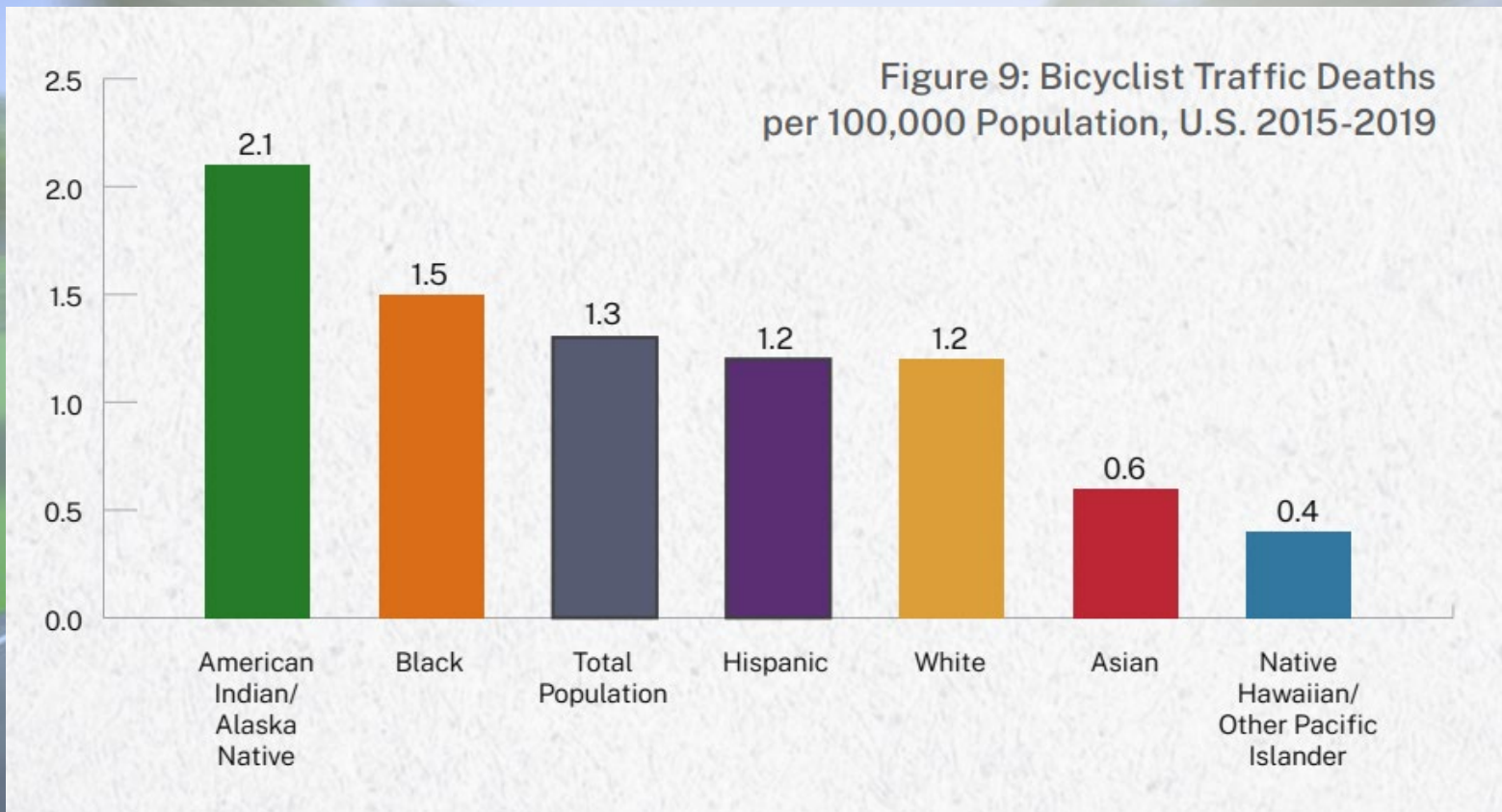
Most Current Research

- ANALYSIS OF NATIONWIDE FATALITY DATA BY RACE (June 2021)
- FARS data were obtained for the most recent five calendar years, 2015-2019. FARS reports race and ethnicity for fatal crash victims based on information obtained from death certificates.

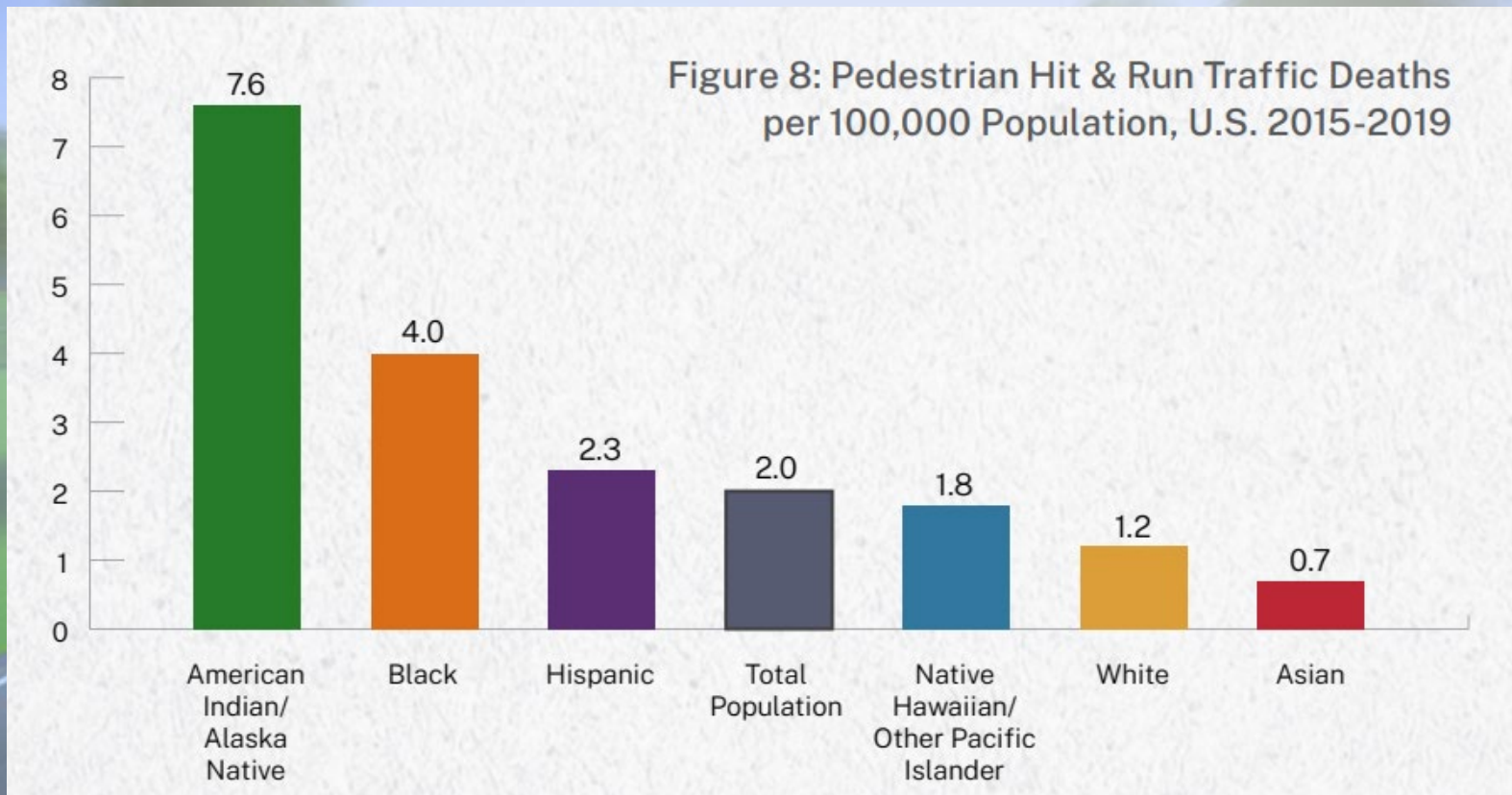
Nighttime bicycle traffic deaths per 100,000 by race



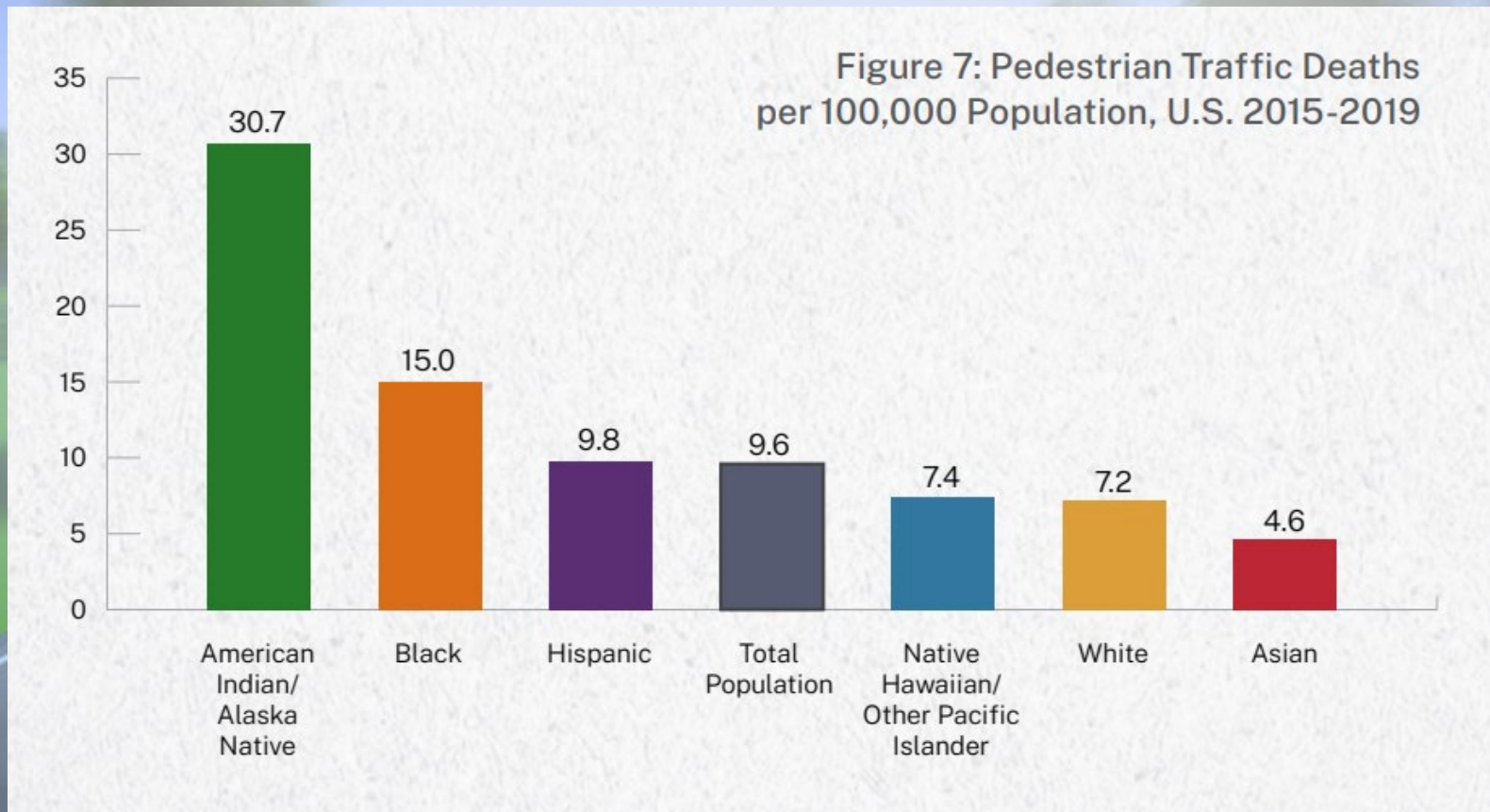
Bicycle traffic deaths per 100,000 by race



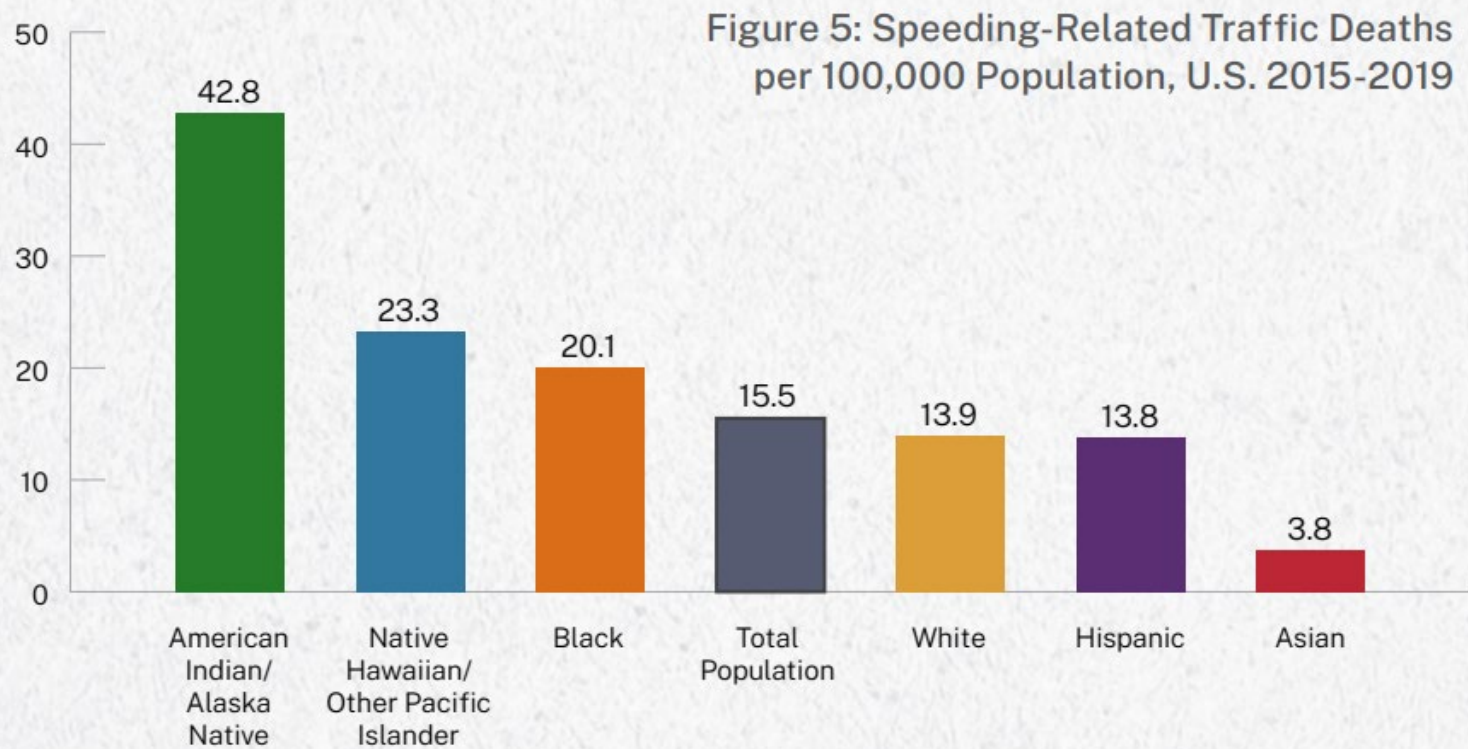
Pedestrian hit and run traffic deaths per 100,000 by race



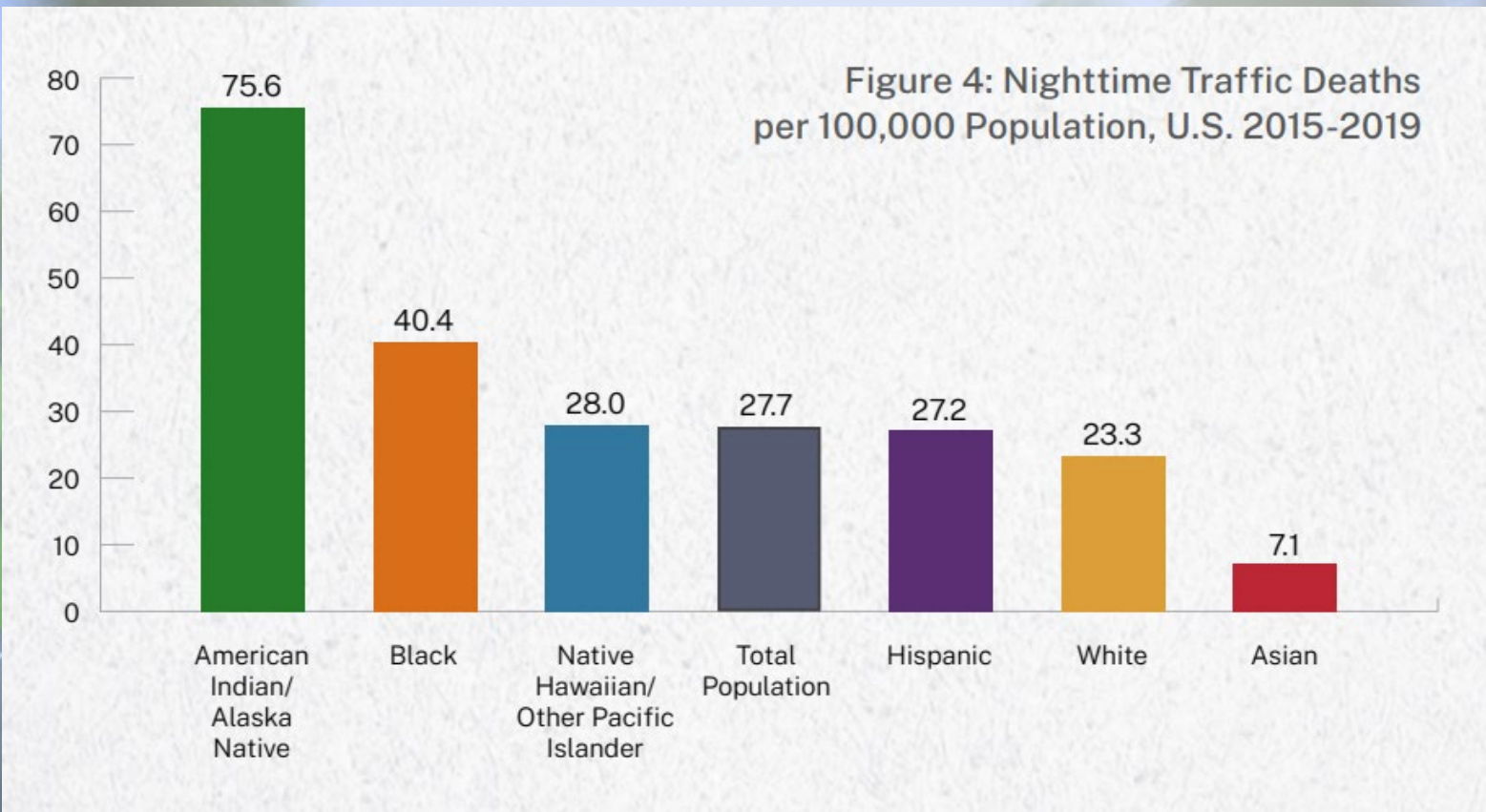
Pedestrian traffic deaths per 100,000 by race



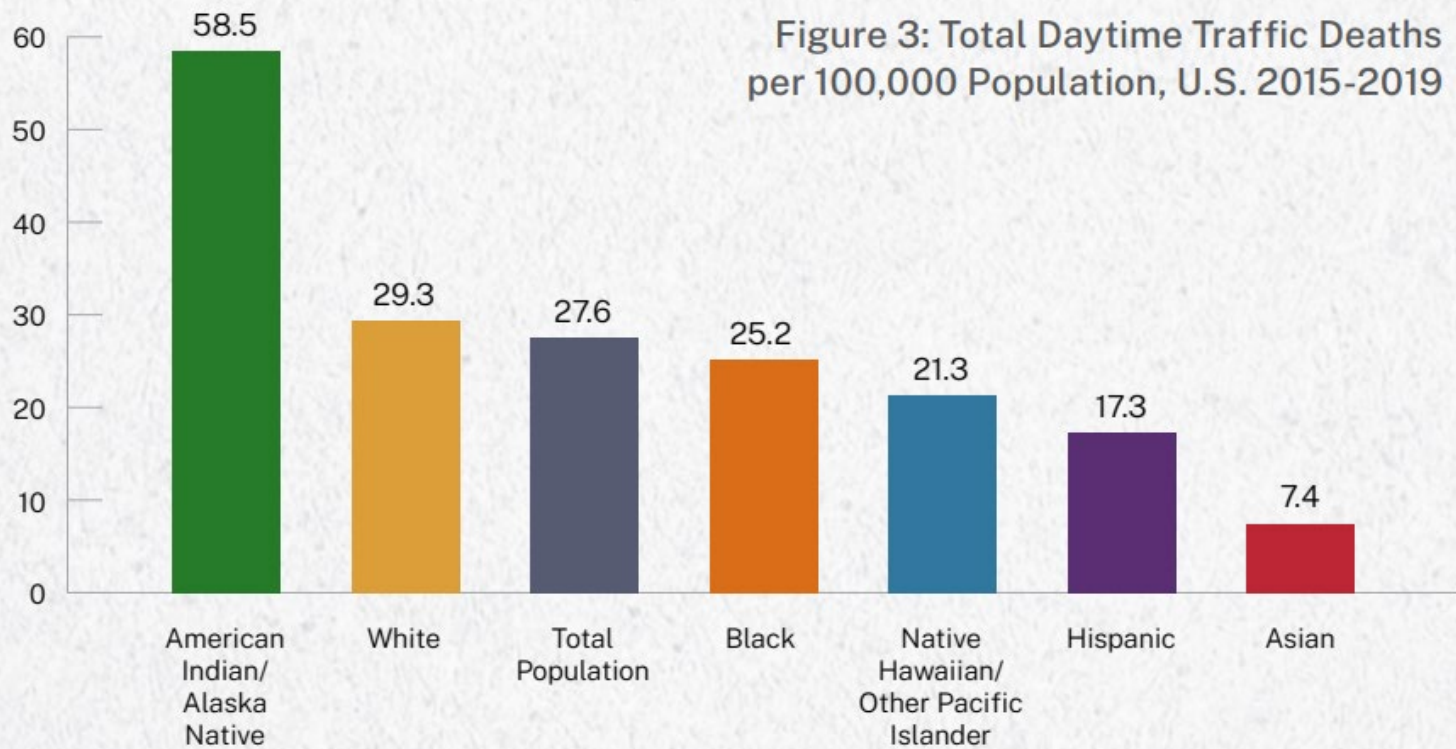
Speeding-related traffic deaths per 100,000 by race



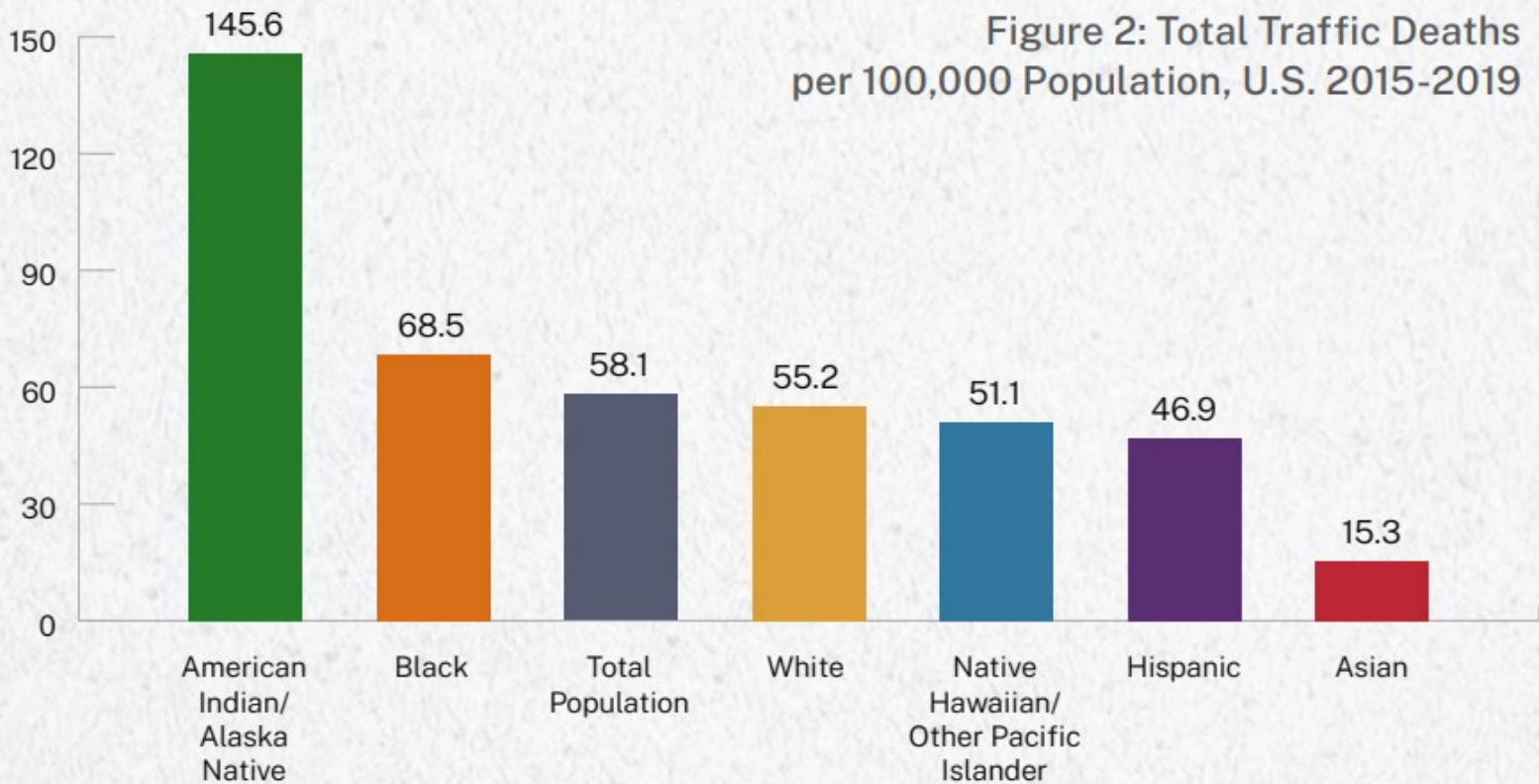
Total nighttime traffic deaths per 100,000 by race




Total daytime traffic deaths per 100,000 by race



Total Traffic Deaths per 100,000 by race





IHSP Tribal Program Performance

- 2017-2021 averaged 31 granted tribal programs
 - 281 fatalities
 - 18,131 motor vehicle crashes
 - 17,491 DUI arrests
 - 15,317 Seat Belt citations issued
 - 160,310 Speeding citations issued
 - 98,419 other traffic citations issued

FY2022 Funded Programs

- Alaska
- Arizona
- California
- Connecticut
- Florida
- Michigan
- Minnesota
- Montana
- Nevada
- New Mexico
- South Dakota
- Wisconsin
- Washington

Indian Highway Safety Program Grant Opportunities

- Police Traffic Services Grants
 - Law Enforcement Grants
 - Straight Time
 - Overtime
 - Highway Safety Specialist
- Occupant Protection
 - Car Seat Distribution Grant
- Mini Traffic Grants
 - Lifesavers Conference
 - BIA IHSP Grant Writing Training

IHSP Fundable Programs

Police Traffic Services Grants(PTS)

- PTS grants are traffic enforcement grants that are awarded to Tribal Police Departments.
- The performance grant will focus on
 - Impaired driving
 - Occupant Protection
 - Speed enforcement and other traffic enforcement/safety activities.
- A tribal application is required to qualify for all IHSP grants.
- Grant applications must include
 - population
 - road miles
 - land base
 - traffic data information
 - Application available in January on [grants.gov](https://www.grants.gov)
 - Applications due on May 1

IHSP Fundable Programs

Police Traffic Services Grants(PTS)

Straight Time Grants

- Pays regular time hours for officers to enforce traffic safety
- Overtime salary
- Fringe Benefits
- Mileage or GSA Lease
- Travel & Training
- Media/Billboard Rental
- Indirect Cost
- Traffic Equipment
- Software

Overtime Grants

- Overtime Salary Only
- Fringe Benefits
- Mileage or GSA Lease
- Travel & Training
- Media/Billboard Rental
- Indirect Cost
- Traffic Equipment
- Software

The background of the slide is a blurred image of a road with a yellow double line in the center, receding into the distance under a blue sky. In the top right corner, there is a solid orange square.

IHSP fundable programs

Police Traffic Services grants (PTS)

- Police Traffic Services Grants
- are performance based
- Require officers to maintain daily logs to account for 100% of their time
- FY22 the IHSP has awarded \$7,203,547 in PTS grants

Traffic Division [REDACTED] Police Department DAILY ACTIVITY LOG		Officer: [REDACTED]
UNIT LICENSE: 04305G		Date: 05-08-2019 Day: WEDNESDAY
VEH: YEAR 2018 MAKE CHEVY TAHOE	Start Time: 0700 End Time: 1800 Total Time: 11.0 HRS	
Start Mi: 17898 End Mi: 18095	Start Time: End Time: Total Time:	
Gas: \$58.00 Total Mi: 197	Start Time: End Time: Total Time:	
		Net Hours Worked: 11.0 HRS

Miscellaneous: - PAGE 1 OF 2 -

DISP	ARRIVED	FINISHED	LOCATION	Nature of Contacts-Names, Addresses, Reason, etc.	Time
	0700		[REDACTED]	IN SERVICE FOR SHIFT	
	0710	0920	MAIN STATION	COMPLETE DAILY FROM 05-07/ ENTER A PORTION OF CITATIONS INTO TYLER SYSTEM	2 HR 10 MIN
	0931	0936	HWY 47/ TR 15	PEDESTRIAN CROSSING ROAD OUT OF CROSSWALK WITH TRAFFIC PRESENT.	5 MIN
	0950	1000	HWY 47 MM 40	NM LTF034; TRAFFIC LIGHT VIO- 1172519/ NO INS- 1172520	10 MIN
	1007	1034	HWY 47 MM 40	NM B243875; IMPROPER PLATE- 1172521/ VEH REG- 1172522 NO INSURANCE- 1172523/ LIC CARRIED- 1172524 NO SEAT BELT- 1172525	27 MIN
	1101	1108	HWY 47 MM 38	NM 562PLN; SPEED- 1172530	7 MIN
	1114	1119	HWY 47 MM 40	NM PLB584; EXP PLATE- 1172531	5 MIN
	1135	1146	HWY 314 MM 17	NM ABWX18; SPEED- 1172532/ NO INSURANCE- 1172533	11 MIN
	1153	1206	HWY 47 MM 35	NM AASA42; SPEED- 1172534/ NO REG- 1172535 NO INSURANCE- 1172536	13 MIN
	1210	1217	TRAVEL CENTER	REFUEL: 21.89 GALLONS @ \$2.64/GAL	7 MIN
	1221	1230	HWY 47 MM 38	NM PKH899; DEFECT EQUIP- 1172537/ VEH REG- 1172538	9 MIN
	1237	1252	HWY 47 MM 40	NM 18T-135233; EXP PLATE- 1172539/ NO INS- 1172540 NO DRIVER'S LICENSE -1172541	15 MIN
	1300	1308	HWY 47 MM 36	NM 589RCT; SPEED- 1172542	8 MIN
	1326	1337	HWY 47 MM 37	NM NFP717; DEFECT EQUIP- 1172543/ VEH REG- 1172544 NO INSURANCE- 1172545	11 MIN
	1341	1358	HWY 47 MM 35	NM 19T-025478; EXP PLATE- 1172546/ NO INS- 1172547 NO DRIVER'S LICENSE- 1172548	17 MIN
	1426	1432	HWY 47 MM 37	NM PSM144; SPEED- 1172549	6 MIN
	1444	1450	HWY 47 MM 40	NO PLATE; VEH REG- 1172550	6 MIN
1451	1454	1602	HWY 314 MM 15	ASSIST T2 WITH WARRANT ARREST. TRANSPORT ARREST TO VCDC. T2 UNIT DISABLED ON SCENE WITH FLAT TIRE.	1 HR 11 MIN

SIGNATURE	DATE	CHECKED BY
-----------	------	------------

IHSP fundable programs

Police Traffic Services Grants (PTS)

- Highway Safety Specialist
 - Considered Law Enforcement Grant
 - Coordinate the traffic safety planning of the tribal programs to increase traffic safety measures carried out on the reservation.
 - Full-time position
 - Responsible for establishing and conducting traffic-related activities including identifying, collecting, analyzing, and presenting traffic-safety related data; incorporating data into tribal strategic planning, programming, and implementation; and organizing groups, events, and activities to increase community awareness of traffic-safety related issues.

IHSP Fundable Programs

Occupant Protection Grants (CPS)

- IHSP awards Child Passenger Safety (CPS) grants to tribes for the purchase of:
 - Child safety seats and
 - CPS educational brochures, some
 - Car Seat Equipment and
 - Travel & Training
- Documentation required includes information and distribution activities to account for each seat or educational item distributed.
- *The IHSP has awarded a total amount of \$48,474 toward Occupant Protection in FY22*

IHSP Fundable Programs

Impaired Driving Court Grants

- Tribes may apply for an Impaired Driving Court grant from IHSP to help establish or expand DUI Court programs.
- Costs may include part-time salaries for a Court Clerk, Probation Officer, etc. DUI Court Training for the DUI Court Team is also an eligible expense. Traffic data must be provided to justify funding, as well as copies of Tribal laws and ordinances that support the establishment of a Tribal DUI Court.
 - High level of documentation on monitoring is required by the program administrator.
 - Some equipment and monitoring costs are available.
 - *Currently this Grant Program is being reviewed and updated.*

IHSP Fundable Programs

BATmobile

- The IHSP purchased four BAT Mobiles for Tribal use in FY2009 to assist in reducing alcohol related motor vehicle crash injuries and fatalities within the participating Tribes
- The purchase was a collaborative effort between the BIA IHSP and BIA OJS
- All operating expenses are paid by the IHSP with the Indian Highway Safety Grant fund for tribes who have been awarded a BAT Mobile.
- The BIA IHSP no longer covers the operating expenses for the BAT Mobiles maintained by BIA at the districts.

IHSP Fundable Programs

BATmobile

- The BAT Mobiles that were stationed in BIA OJS districts:
 - District I (Aberdeen, SD),
 - District III (Phoenix AZ),
 - District IV (Albuquerque, NM)
- IHSP Grant Funded BAT Mobiles
 - District V (Billings, MT) – Donated to White Earth Nation
 - Oglala Sioux Tribe (Pine Ridge, SD)

IHSP BATmobile DUI Mobilization



IHSP BATmobile DUI Mobilization



Mobilizations

- **Don't Shatter The Dream**
December – January
- **Click It Or Ticket**
May – June
- **Drive Sober Or Get Pulled Over**
August – September



Community Presentations



Media



**BUREAU of INDIAN AFFAIRS
INDIAN HIGHWAY SAFETY PROGRAM**

**The hardest part of the job
is a Death Notification.**

DON'T SHATTER THE DREAM



**BUREAU of INDIAN AFFAIRS
INDIAN HIGHWAY SAFETY PROGRAM**

**A Death Notification is a Holiday Killer.
Designate a sober driver.**

DON'T SHATTER THE DREAM



**BUREAU of INDIAN AFFAIRS
INDIAN HIGHWAY SAFETY PROGRAM**

**Impaired driving kills our community.
Drive sober.**

DON'T SHATTER THE DREAM

Thank you

**BUREAU of INDIAN AFFAIRS
INDIAN HIGHWAY SAFETY PROGRAM**

